



NEST at a glance

What's it all about?

Workplace pensions are changing

You may have heard about changes to pensions at work. The changes mean that all employers will have to offer their workers a chance to join a pension scheme. Many workers will be put into a scheme by their employer without having to ask. This is called auto enrolment.

Your employer has chosen NEST to help them meet their auto enrolment duties. NEST has been set up as an easy and low-cost way to help you put money aside for later in life.

This booklet will explain what that means for you and how NEST can help.

Why have a pension?

It's a good idea to start putting some extra money away for your future.

A lot of people plan to rely mainly on the State Pension. It's worth remembering that the full basic State Pension is £115.95 per week for the 2015/16 tax year.

Putting money aside during your working life will build an income for when you retire, giving you more than just the State Pension.



In this booklet we use the term NEST to refer to both NEST Corporation and the scheme.



Why a workplace pension is a great way to save

A pension scheme like NEST aims to grow your money ahead of the rising cost of living.

You could also get extra money added by your employer and most people will get money from the government through tax relief. That means over the years there'll be more money going into your retirement pot than if you just saved in a bank account.

The money in your retirement pot belongs to you. If you die before taking your money out it can be passed to your family, partner or whoever you tell us you'd like to receive it.

Will I be automatically enrolled?

You'll be automatically enrolled into NEST if you're not already in a workplace pension scheme and you're:


- at least 22 and under State Pension age
- working or normally working in the UK
- earning over £10,000 a year.

Everyone who is automatically enrolled will get contributions from their employer added to their retirement pot.

If you're not automatically enrolled you can ask your employer to enrol you if you're aged over 16 and below age 75. If you earn over £5,824 a year you'll also get contributions from your employer.



The figures on this page apply to the 2015/16 tax year and will be reviewed every year by the government.



What will be paid into my pot?

In most cases contributions will come from you, your employer and the government.


Minimum contributions start low and will increase over a number of years. If you're thinking you can't afford it, you may find that once you give it a go for a few months you get used to it.

Here's an example of the monthly contributions for a worker earning £12,000 a year or £1,000 per month in 2015. This example is calculated using qualifying earnings. This means the money you earn above £5,824 and not more than £42,385.

Employer contributions	1%	= £5.14
Your contributions	0.8%	= £4.11
Tax relief	0.2%	= £1.03
Total	2%	= £10.28



The figures on this page apply to the 2015/16 tax year and will be reviewed every year by the government.



What does NEST offer?

NEST has been set up for the millions of people who want a great value pension scheme that does the hard work for them.

Easy to understand

We use language that's easy to understand when we talk to you about your money.

Online

You can log in to your online account whenever you want and see what's being paid into your retirement pot

Low cost

We keep costs as low as possible. Being an online scheme helps us do that.

To cover the costs of managing your money we take a small percentage of the money going into your pot. We also take a very small percentage off the value of your retirement pot over the year.

To find out more visit
[nestpensions.org.uk/
costsandcontributions](https://nestpensions.org.uk/costsandcontributions)

A retirement pot for life

At NEST you keep the same retirement pot and contribute to it even if your circumstances change. For example, if you change jobs and your new employer uses NEST, then both you and your employer can contribute to the pot you already have.

Even if your new employer doesn't use NEST or if you stop working you can still put money into your NEST retirement pot.

For more information about NEST's features see [nestpensions.org.uk/
youraccount](https://nestpensions.org.uk/youraccount)

Opting out

If you're automatically enrolled you can choose to opt out of the scheme within one month of enrolment.

If you opt out, any money you've contributed with this employer will be refunded. But you should think carefully before you opt out. Opting out means you'll lose out on employer contributions and tax relief that would have gone into your retirement pot.

In the future, if you need to stop contributing for a while you can. The money already in your pot will stay there. You can start contributing again whenever you want.

You'll receive more information on opting out in the *Member welcome pack* that will be sent to you in the post.

Even if you opt out, your employer will have a duty to automatically enrol you again if you're eligible every three years.

Managing your money

We'll manage your money carefully for you throughout your time with NEST, aiming to grow it more than inflation.

NEST Retirement Date Funds

When you join NEST we put your money into one of our NEST Retirement Date Funds.

Each of these funds is managed according to the life stage of the people in it. If you're five years from retirement we'll manage your money in one particular way, making sure it's ready for you to take it out. If you're 20 years from retirement, we'll manage your money differently, focusing on growing it as much as possible.

Other fund options

Some people may have personal beliefs or preferences about how their money should be managed. For these people we offer a carefully selected choice of other funds.

You can find out more about all our fund choices at nestpensions.org.uk/otherfundchoices


When can I take my money out?

You can take your money out of NEST at any point from your 55th birthday.

When the time comes to take your money out of NEST, you'll need to decide what to do with your retirement pot.

NEST will help you understand these options and offer information to support you in making your decision.

Find out more at nestpensions.org.uk/understandingyouroptions





NEST
Nene Hall
Lynch Wood Business Park
Peterborough
PE2 6FY
nestpensions.org.uk/contactus



Go to nestpensions.org.uk
or search online for **NEST pensions**